


















35 200m Backstroke Men Final

















Official

















13yrs NZR	13yrs NZR	2:06.33	2022-10-22	Ariel Muchirahondo ROTBP
14yrs NZR	14yrs NZR	2:00.71	2009-09-28	Corey Main CO
15yrs NZR	15yrs NZR	1:57.69	2024-08-23	Ariel Muchirahondo BP
16yrs NZR	16yrs NZR	1:55.44	2011-09-09	Corey Main WN
17yrs NZR	17yrs NZR	1:54.39	2012-10-04	Corey Main WN
18yrs NZR	18yrs NZR	1:54.61	2022-08-25	Sam Brown WN
Open NZR	Open NZR	1:51.91	2020-10-10	Andrew Jeffcoat CO

















Total

















Rank	Competitor	Age	Club	RT	PTS	Result
1	 Muchirahon...	16	 John Paul ...	0.66		1:55.38 <small>16yrs NZR</small> Entry: 1:57.69 -2.31
	25m:		50m: 26.99 (26.99)			
	75m:		100m: 55.80 (55.80)			
	125m:		150m: 1:25.47 (1:25.47)			
	175m:		200m: 1:55.38 (1:55.38)			
2	 Paki TeRau...	15	 Pompallier ...	0.59		1:59.93 Entry: 2:03.18 -3.25
	25m:		50m: 27.35 (27.35)			
	75m:		100m: 57.66 (57.66)			
	125m:		150m: 1:29.12 (1:29.12)			
	175m:		200m: 1:59.93 (1:59.93)			
3	 Segers Seb...	15	 Kings College	0.65		2:04.42 Entry: 2:04.25 +0.17
	25m:		50m: 29.36 (29.36)			
	75m:		100m: 1:00.72 (1:00.72)			
	125m:		150m: 1:32.23 (1:32.23)			
	175m:		200m: 2:04.42 (2:04.42)			
4	 Zhang YiFan	14	 Saint Kenti...	0.63		2:05.48 Entry: 2:09.23 -3.75
	25m:		50m: 28.58 (28.58)			
	75m:		100m: 1:00.32 (1:00.32)			
	125m:		150m: 1:33.05 (1:33.05)			
	175m:		200m: 2:05.48 (2:05.48)			
5	 Hewertson ...	16	 Mahurangi ...	0.55		2:07.91 Entry: 2:10.18 -2.27

















	25m:	50m: 29.71 (29.71)			
	75m:	100m: 1:02.17 (1:02.17)			
	125m:	150m: 1:34.90 (1:34.90)			
	175m:	200m: 2:07.91 (2:07.91)			
6	 Wells Soeren	16  Burnside Hi...	0.87	2:08.34 Entry: 2:07.99 +0.35	
	25m:	50m: 29.68 (29.68)			
	75m:	100m: 1:02.43 (1:02.43)			
	125m:	150m: 1:35.36 (1:35.36)			
	175m:	200m: 2:08.34 (2:08.34)			
7	 Copocean ...	16  St Johns C...	0.66	2:09.21 Entry: 2:13.33 -4.12	
	25m:	50m: 30.35 (30.35)			
	75m:	100m: 1:03.46 (1:03.46)			
	125m:	150m: 1:36.52 (1:36.52)			
	175m:	200m: 2:09.21 (2:09.21)			
8	 Broadfoot ...	15  Wellington ...	0.58	2:09.27 Entry: 2:11.95 -2.68	
	25m:	50m: 30.20 (30.20)			
	75m:	100m: 1:02.79 (1:02.79)			
	125m:	150m: 1:36.12 (1:36.12)			
	175m:	200m: 2:09.27 (2:09.27)			
9	 Joyce Josiah	16  Hamilton C...	0.92	2:09.39 Entry: 2:10.51 -1.12	
	25m:	50m: 30.43 (30.43)			
	75m:	100m: 1:03.13 (1:03.13)			
	125m:	150m: 1:36.29 (1:36.29)			
	175m:	200m: 2:09.39 (2:09.39)			
10	 Sandford Al...	15  Whangapar...	0.73	2:09.53 Entry: 2:10.86 -1.33	
	25m:	50m: 30.11 (30.11)			
	75m:	100m: 1:03.15 (1:03.15)			
	125m:	150m: 1:37.07 (1:37.07)			
	175m:	200m: 2:09.53 (2:09.53)			
11	 Pask Zack	17  Tauranga B...	0.71	2:09.72 Entry: 2:11.38 -1.66	
	25m:	50m: 31.31 (31.31)			
	75m:	100m: 1:04.17 (1:04.17)			
	125m:	150m: 1:36.80 (1:36.80)			
	175m:	200m: 2:09.72 (2:09.72)			
12	 Rowe Sam	16  Palmerston...	0.62	2:09.79 Entry: 2:12.82 -3.03	
	25m:	50m: 30.89 (30.89)			
	75m:	100m: 1:03.75 (1:03.75)			
	125m:	150m: 1:36.93 (1:36.93)			
	175m:	200m: 2:09.79 (2:09.79)			
13	 Glintmeyer ...	14  Whangapar...	0.59	2:09.88 Entry: 2:08.16 +1.72	



















	25m:	50m: 28.84 (28.84)			
	75m:	100m: 1:01.22 (1:01.22)			
	125m:	150m: 1:34.92 (1:34.92)			
	175m:	200m: 2:09.88 (2:09.88)			
14	 Chin Timothy	14  Auckland G...	0.91	2:11.62	Entry: 2:15.94 -4.32
	25m:	50m: 31.31 (31.31)			
	75m:	100m: 1:05.40 (1:05.40)			
	125m:	150m: 1:38.85 (1:38.85)			
	175m:	200m: 2:11.62 (2:11.62)			
15	 Bell Lucas	16  Nelson Coll...	0.64	2:12.13	Entry: 2:06.34 +5.79
	25m:	50m: 29.96 (29.96)			
	75m:	100m: 1:03.54 (1:03.54)			
	125m:	150m: 1:38.07 (1:38.07)			
	175m:	200m: 2:12.13 (2:12.13)			
16	 Lee Yen-Ch...	16  Auckland G...	0.56	2:12.68	Entry: 2:14.24 -1.56
	25m:	50m: 30.97 (30.97)			
	75m:	100m: 1:04.59 (1:04.59)			
	125m:	150m: 1:39.16 (1:39.16)			
	175m:	200m: 2:12.68 (2:12.68)			
17	 Graham Luca	17  St Andrew's...	0.64	2:13.91	Entry: 2:13.00 +0.91
	25m:	50m: 30.62 (30.62)			
	75m:	100m: 1:04.44 (1:04.44)			
	125m:	150m: 1:39.62 (1:39.62)			
	175m:	200m: 2:13.91 (2:13.91)			
18	 Piggott Koby	15  Westlake B...	0.61	2:14.70	Entry: 2:21.95 -7.25
	25m:	50m: 31.28 (31.28)			
	75m:	100m: 1:05.70 (1:05.70)			
	125m:	150m: 1:40.03 (1:40.03)			
	175m:	200m: 2:14.70 (2:14.70)			
19	 Collins Lac...	15  Hamilton B...	0.61	2:14.79	Entry: 2:18.10 -3.31
	25m:	50m: 31.41 (31.41)			
	75m:	100m: 1:05.72 (1:05.72)			
	125m:	150m: 1:40.88 (1:40.88)			
	175m:	200m: 2:14.79 (2:14.79)			
20	 Asiata Sam...	17  Macleans C...	0.58	2:15.17	Entry: 2:11.41 +3.76
	25m:	50m: 30.75 (30.75)			
	75m:	100m: 1:05.04 (1:05.04)			
	125m:	150m: 1:40.00 (1:40.00)			
	175m:	200m: 2:15.17 (2:15.17)			
21	 Choo Clem...	15  Rangitoto C...	0.61	2:15.74	Entry: 2:16.93 -1.19



	25m:	50m:	31.00 (31.00)		
	75m:	100m:	1:05.33 (1:05.33)		
	125m:	150m:	1:41.24 (1:41.24)		
	175m:	200m:	2:15.74 (2:15.74)		
22	 Campion T...	16	 Kings College	0.72	2:15.84 Entry: 2:16.21 -0.37
	25m:	50m:	31.35 (31.35)		
	75m:	100m:	1:05.28 (1:05.28)		
	125m:	150m:	1:40.58 (1:40.58)		
	175m:	200m:	2:15.84 (2:15.84)		
23	 Zhang James	13	 Auckland G...	0.72	2:17.02 Entry: 2:17.67 -0.65
	25m:	50m:	31.55 (31.55)		
	75m:	100m:	1:05.92 (1:05.92)		
	125m:	150m:	1:41.50 (1:41.50)		
	175m:	200m:	2:17.02 (2:17.02)		
24	 Lomas Noah	14	 Rotorua Bo...	0.62	2:17.09 Entry: 2:15.58 +1.51
	25m:	50m:	32.41 (32.41)		
	75m:	100m:	1:07.25 (1:07.25)		
	125m:	150m:	1:42.54 (1:42.54)		
	175m:	200m:	2:17.09 (2:17.09)		
25	 Delamare ...	15	 Westlake B...	0.77	2:17.62 Entry: 2:22.46 -4.84
	25m:	50m:	30.88 (30.88)		
	75m:	100m:	1:05.67 (1:05.67)		
	125m:	150m:	1:41.30 (1:41.30)		
	175m:	200m:	2:17.62 (2:17.62)		
26	 Mahoney C...	13	 Kelston Bo...	0.69	2:17.65 Entry: 2:21.38 -3.73
	25m:	50m:	32.58 (32.58)		
	75m:	100m:	1:07.34 (1:07.34)		
	125m:	150m:	1:43.00 (1:43.00)		
	175m:	200m:	2:17.65 (2:17.65)		
27	 Cave Thomas	15	 Christ's Col...	0.75	2:17.88 Entry: 2:16.69 +1.19
	25m:	50m:	32.24 (32.24)		
	75m:	100m:	1:07.01 (1:07.01)		
	125m:	150m:	1:42.41 (1:42.41)		
	175m:	200m:	2:17.88 (2:17.88)		
28	 Lynn Harry	15	 ACG Taura...	0.57	2:19.36 Entry: 2:25.30 -5.94
	25m:	50m:	30.87 (30.87)		
	75m:	100m:	1:06.30 (1:06.30)		
	125m:	150m:	1:42.79 (1:42.79)		
	175m:	200m:	2:19.36 (2:19.36)		
29	 Byrne Cullen	17	 Palmerston...	0.68	2:19.84 Entry: 2:18.16 +1.68

	25m:	50m: 32.12 (32.12)			
	75m:	100m: 1:07.69 (1:07.69)			
	125m:	150m: 1:43.92 (1:43.92)			
	175m:	200m: 2:19.84 (2:19.84)			
30	 Aves Austin	14  Kings College	0.68	2:19.94	Entry: 2:17.49 +2.45
	25m:	50m: 31.94 (31.94)			
	75m:	100m: 1:07.47 (1:07.47)			
	125m:	150m: 1:44.14 (1:44.14)			
	175m:	200m: 2:19.94 (2:19.94)			
31	 Yang Jonat...	13  Rangitoto C...	0.75	2:20.20	Entry: 2:26.43 -6.23
	25m:	50m: 32.74 (32.74)			
	75m:	100m: 1:07.88 (1:07.88)			
	125m:	150m: 1:44.01 (1:44.01)			
	175m:	200m: 2:20.20 (2:20.20)			
32	 Harris Lewis	15  Rolleston C...	0.67	2:20.73	Entry: 2:23.81 -3.08
	25m:	50m: 32.55 (32.55)			
	75m:	100m: 1:07.91 (1:07.91)			
	125m:	150m: 1:45.07 (1:45.07)			
	175m:	200m: 2:20.73 (2:20.73)			
33	 Setford Kyle	14  St Johns C...	0.78	2:21.12	Entry: 2:23.32 -2.20
	25m:	50m: 32.17 (32.17)			
	75m:	100m: 1:07.35 (1:07.35)			
	125m:	150m: 1:44.65 (1:44.65)			
	175m:	200m: 2:21.12 (2:21.12)			
34	 Hape TeMa...	16  Te Kura Ka...	0.69	2:21.55	Entry: 2:20.38 +1.17
	25m:	50m: 32.17 (32.17)			
	75m:	100m: 1:07.60 (1:07.60)			
	125m:	150m: 1:44.55 (1:44.55)			
	175m:	200m: 2:21.55 (2:21.55)			
35	 Botes Phoe...	13  Taradale Hi...	0.63	2:21.76	Entry: 2:30.00 -8.24
	25m:	50m: 32.59 (32.59)			
	75m:	100m: 1:08.16 (1:08.16)			
	125m:	150m: 1:45.13 (1:45.13)			
	175m:	200m: 2:21.76 (2:21.76)			
36	 Dickison C...	14  Scots College	0.75	2:21.80	Entry: 2:11.59 +10.21
	25m:	50m: 33.07 (33.07)			
	75m:	100m: 1:07.68 (1:07.68)			
	125m:	150m: 1:44.12 (1:44.12)			
	175m:	200m: 2:21.80 (2:21.80)			
37	 Calder-Kerr...	15  Palmerston...	0.64	2:21.82	Entry: 2:19.74 +2.08

	25m:	50m: 32.25 (32.25)			
	75m:	100m: 1:08.55 (1:08.55)			
	125m:	150m: 1:45.51 (1:45.51)			
	175m:	200m: 2:21.82 (2:21.82)			
38	 Xiong Bryan	15  Kristin School	0.58	2:22.07	Entry: 2:16.95 +5.12
	25m:	50m: 32.11 (32.11)			
	75m:	100m: 1:07.66 (1:07.66)			
	125m:	150m: 1:45.15 (1:45.15)			
	175m:	200m: 2:22.07 (2:22.07)			
39	 Woods Zac	17  Motueka Hi...	0.60	2:22.10	Entry: 2:19.80 +2.30
	25m:	50m: 32.61 (32.61)			
	75m:	100m: 1:09.02 (1:09.02)			
	125m:	150m: 1:46.46 (1:46.46)			
	175m:	200m: 2:22.10 (2:22.10)			
40	 Yang Michael	14  Kristin School	0.73	2:22.24	Entry: 2:21.03 +1.21
	25m:	50m: 34.15 (34.15)			
	75m:	100m: 1:10.75 (1:10.75)			
	125m:	150m: 1:47.11 (1:47.11)			
	175m:	200m: 2:22.24 (2:22.24)			
41	 Jiang Alexa...	15  Takapuna ...	0.60	2:23.12	Entry: 2:27.26 -4.14
	25m:	50m: 34.08 (34.08)			
	75m:	100m: 1:11.70 (1:11.70)			
	125m:	150m: 1:48.69 (1:48.69)			
	175m:	200m: 2:23.12 (2:23.12)			
42	 Dibben Will...	15  Barker Coll...	0.58	2:24.32	Entry: 2:25.17 -0.85
	25m:	50m: 32.51 (32.51)			
	75m:	100m: 1:09.09 (1:09.09)			
	125m:	150m: 1:47.23 (1:47.23)			
	175m:	200m: 2:24.32 (2:24.32)			
43	 Shivnan Sa...	14  Tauranga B...	0.64	2:25.55	Entry: 2:30.79 -5.24
	25m:	50m: 34.72 (34.72)			
	75m:	100m: 1:12.14 (1:12.14)			
	125m:	150m: 1:49.97 (1:49.97)			
	175m:	200m: 2:25.55 (2:25.55)			
44	 Cui Jonathan	13  Wellington ...	0.63	2:25.96	Entry: 2:28.97 -3.01
	25m:	50m: 35.05 (35.05)			
	75m:	100m: 1:12.03 (1:12.03)			
	125m:	150m: 1:49.55 (1:49.55)			
	175m:	200m: 2:25.96 (2:25.96)			
45	 McEntee Li...	16  Lindisfarne ...	0.56	2:26.41	Entry: 2:30.06 -3.65

	25m:	50m: 33.85 (33.85)			
	75m:	100m: 1:10.64 (1:10.64)			
	125m:	150m: 1:49.25 (1:49.25)			
	175m:	200m: 2:26.41 (2:26.41)			
46	 Zhang Steve	13  Wentworth ...	0.93	2:27.80 Entry: 2:29.51 -1.71	
	25m:	50m: 34.82 (34.82)			
	75m:	100m: 1:12.29 (1:12.29)			
	125m:	150m: 1:50.46 (1:50.46)			
	175m:	200m: 2:27.80 (2:27.80)			
46	 Azevedo L...	15  St Peter's ...	0.67	2:27.80 Entry: 2:32.34 -4.54	
	25m:	50m: 34.26 (34.26)			
	75m:	100m: 1:11.30 (1:11.30)			
	125m:	150m: 1:49.67 (1:49.67)			
	175m:	200m: 2:27.80 (2:27.80)			
48	 Huang Des...	14  Kings College	0.62	2:27.87 Entry: 2:33.06 -5.19	
	25m:	50m: 34.53 (34.53)			
	75m:	100m: 1:12.40 (1:12.40)			
	125m:	150m: 1:51.12 (1:51.12)			
	175m:	200m: 2:27.87 (2:27.87)			
49	 Donaldson ...	15  Mahurangi ...	0.64	2:27.90 Entry: 2:23.39 +4.51	
	25m:	50m: 33.59 (33.59)			
	75m:	100m: 1:10.68 (1:10.68)			
	125m:	150m: 1:49.22 (1:49.22)			
	175m:	200m: 2:27.90 (2:27.90)			
50	 Zhu Ryder	14  Kristin School	0.62	2:28.05 Entry: 2:29.32 -1.27	
	25m:	50m: 34.49 (34.49)			
	75m:	100m: 1:12.07 (1:12.07)			
	125m:	150m: 1:50.27 (1:50.27)			
	175m:	200m: 2:28.05 (2:28.05)			
51	 Zhang Aaron	13  Kristin School	0.64	2:28.12 Entry: 2:32.65 -4.53	
	25m:	50m: 34.29 (34.29)			
	75m:	100m: 1:12.74 (1:12.74)			
	125m:	150m: 1:51.86 (1:51.86)			
	175m:	200m: 2:28.12 (2:28.12)			
52	 Wang Prest...	17  Westlake B...	0.71	2:28.14 Entry: 2:18.56 +9.58	
	25m:	50m: 33.28 (33.28)			
	75m:	100m: 1:09.41 (1:09.41)			
	125m:	150m: 1:47.74 (1:47.74)			
	175m:	200m: 2:28.14 (2:28.14)			
53	 Abueideh Y...	14  Rangitoto C...	0.60	2:28.15 Entry: 2:28.91 -0.76	

	25m:	50m:	34.43 (34.43)			
	75m:	100m:	1:11.92 (1:11.92)			
	125m:	150m:	1:50.44 (1:50.44)			
	175m:	200m:	2:28.15 (2:28.15)			
54	 Laurence R...	16	 Freyberg Hi...	0.58	2:28.16	Entry: 2:21.16 +7.00
	25m:	50m:	33.38 (33.38)			
	75m:	100m:	1:10.61 (1:10.61)			
	125m:	150m:	1:49.63 (1:49.63)			
	175m:	200m:	2:28.16 (2:28.16)			
55	 Peris Shee...	14	 Green Bay ...	0.49	2:28.57	Entry: 2:29.94 -1.37
	25m:	50m:	33.65 (33.65)			
	75m:	100m:	1:11.31 (1:11.31)			
	125m:	150m:	1:50.42 (1:50.42)			
	175m:	200m:	2:28.57 (2:28.57)			
56	 Brown Daniel	13	 Wellington ...	0.85	2:28.63	Entry: 2:32.91 -4.28
	25m:	50m:	33.61 (33.61)			
	75m:	100m:	1:11.35 (1:11.35)			
	125m:	150m:	1:50.85 (1:50.85)			
	175m:	200m:	2:28.63 (2:28.63)			
57	 Zhang Calvin	14	 Glendowie ...	0.64	2:29.22	Entry: 2:30.19 -0.97
	25m:	50m:	34.42 (34.42)			
	75m:	100m:	1:11.70 (1:11.70)			
	125m:	150m:	1:51.20 (1:51.20)			
	175m:	200m:	2:29.22 (2:29.22)			
58	 Alexander ...	13	 Gisborne B...	0.63	2:32.90	Entry: 2:31.72 +1.18
	25m:	50m:	35.29 (35.29)			
	75m:	100m:	1:13.73 (1:13.73)			
	125m:	150m:	1:53.35 (1:53.35)			
	175m:	200m:	2:32.90 (2:32.90)			
-	 Zhang Yee...	17	 Pinehurst S...	0.56		Entry: 2:06.88 -1.31
	25m:	50m:	28.31 (28.31)			
	75m:	100m:	59.79 (59.79)			
	125m:	150m:	1:32.79 (1:32.79)			
	175m:	200m:	2:05.57 (2:05.57)			
-	 Stocks Ethan	17	 Mt Roskill ...	0.53		Entry: 2:03.01 +3.14
	25m:	50m:	29.66 (29.66)			
	75m:	100m:	1:01.57 (1:01.57)			
	125m:	150m:	1:34.15 (1:34.15)			
	175m:	200m:	2:06.15 (2:06.15)			
-	 Dixon Levi	13	 Aquinas Co...	0.66		DSQ
-	 Cave Max	17	 New Plymo...	0.68		Entry: 2:04.44 +2.91
	25m:	50m:	29.63 (29.63)			

75m:	100m: 1:02.12 (1:02.12)			
125m:	150m: 1:35.15 (1:35.15)			
175m:	200m: 2:07.35 (2:07.35)			
-  James Harr...	17  Lincoln Hig...	0.92	Entry: 2:06.32	+5.87
25m:	50m: 29.65 (29.65)			
75m:	100m: 1:03.42 (1:03.42)			
125m:	150m: 1:38.02 (1:38.02)			
175m:	200m: 2:12.19 (2:12.19)			
-  Oosthuizen...	17  Howick Coll...	0.58	Entry: 2:09.88	-1.94
25m:	50m: 29.05 (29.05)			
75m:	100m: 1:00.98 (1:00.98)			
125m:	150m: 1:34.33 (1:34.33)			
175m:	200m: 2:07.94 (2:07.94)			
-  Boonen Cai...	17  Hamilton B...	0.60	Entry: 2:09.64	-0.47
25m:	50m: 29.99 (29.99)			
75m:	100m: 1:03.00 (1:03.00)			
125m:	150m: 1:36.31 (1:36.31)			
175m:	200m: 2:09.17 (2:09.17)			